

Happy New Year

FABRICS BY SUITE 1500



New Year Celebration
Quilt Design:
Heidi Pridemore

Quilt Size: 35" x 59"

andoverfabrics.com



andover

makower uk
The Henley Studio

Free Pattern Download Available

1384 Broadway New York, NY 10018
Tel. (800) 223-5678 • andoverfabrics.com

New Year Celebration



Featuring Andover Fabrics new Collection: Happy New Year by Suite 1500

Quilt designed by Heidi Pridemore

Quilt finished 35" x 59"

Time to celebrate! Greet your guests with this fun and easy wall hanging. What a wonderful way to decorate for the first holiday of the year.

Fabric Requirements

		Yardage	Fabric
Fabric A	center blocks	1 panel	7860-ML
Fabric B	checkerboards	$\frac{5}{8}$ yard	7863-ML
Fabric C	checkerboard, binding	$\frac{1}{2}$ yard	7863-MK
Fabric D	borders	$\frac{5}{8}$ yard	7862-MK
Fabric E	checkerboard	$\frac{1}{2}$ yard	7861-ML
Backing		2 yards	7861-MK

Cutting Directions

Note: Read assembly directions before cutting patches. Borders are cut to exact length required plus $\frac{1}{4}$ " seam allowance. WOF designates the width of fabric from selvedge to selvedge (approximately 42" wide).

Fabric A	Cut (1) 22 $\frac{1}{2}$ " x 42 $\frac{1}{2}$ " panel.
Fabric B	Cut (3) 4 $\frac{1}{2}$ " x WOF strips. Sub-cut the strips into (20) 4 $\frac{1}{2}$ " squares. Cut (1) 2 $\frac{1}{2}$ " x WOF strip. Sub-cut the strip into (11) 2 $\frac{1}{2}$ " squares.
Fabric C	Cut (1) 2 $\frac{1}{2}$ " x WOF strip. Sub-cut the strip into (11) 2 $\frac{1}{2}$ " squares. Cut (5) 2 $\frac{1}{2}$ " x WOF strips for the binding.
Fabric D	Cut (3) 1 $\frac{1}{2}$ " x WOF strips. Sew the strips together, end to end with diagonal seams, and cut (2) 1 $\frac{1}{2}$ " x 46 $\frac{1}{2}$ " strips. Cut (2) 1 $\frac{1}{2}$ " x 24 $\frac{1}{2}$ " WOF strips. Cut (3) 2" x WOF strips. Sew the strips together, end to end with diagonal seams, and cut (2) 2" x 56 $\frac{1}{2}$ " strips. Cut (2) 2" x 35 $\frac{1}{2}$ " WOF strips.
Fabric E	Cut (3) 4 $\frac{1}{2}$ " x WOF strips. Sub-cut the strips into (20) 4 $\frac{1}{2}$ " squares.
Backing	Cut (1) 43" x 67" strip for the backing.

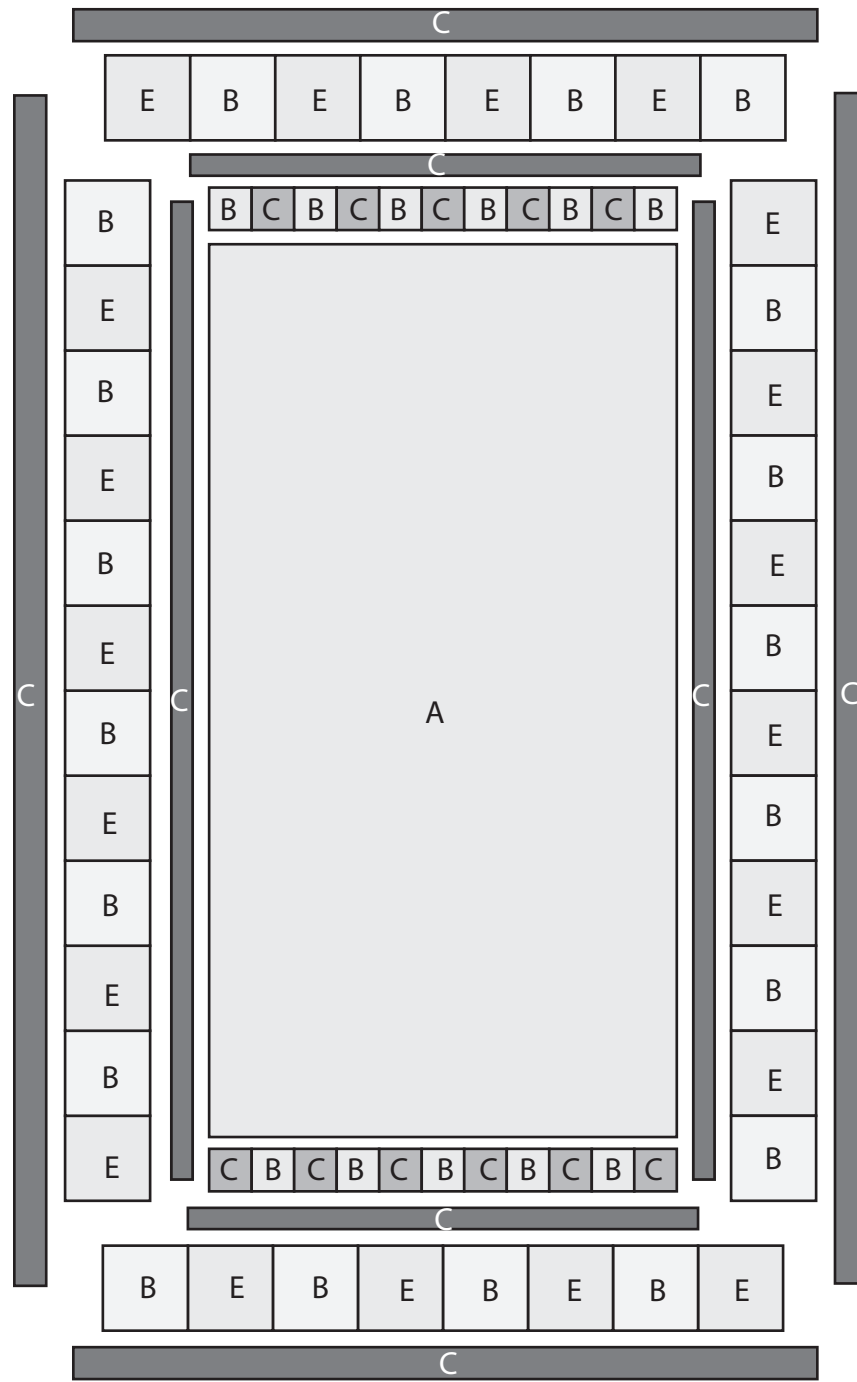
Making the Quilt

- 1. Quilt Top:**
(Refer to the Quilt Layout when assembling the quilt top.)
Sew (6) 2 $\frac{1}{2}$ " Fabric B squares and (5) 2 $\frac{1}{2}$ " Fabric C squares together, alternating them, to make (1) strip. Sew the strip to the top of the 22 $\frac{1}{2}$ " x 42 $\frac{1}{2}$ " Fabric A panel to make the center block.
- 2.** Sew (6) 2 $\frac{1}{2}$ " Fabric C squares and (5) 2 $\frac{1}{2}$ " Fabric B squares together, alternating them, to make (1) strip. Sew the strip to the bottom of the Fabric A panel.
- 3.** Sew (1) 1 $\frac{1}{2}$ " x 46 $\frac{1}{2}$ " Fabric D strip to each side of the center block. Sew (1) 1 $\frac{1}{2}$ " x 24 $\frac{1}{2}$ " Fabric D strip to the top and to the bottom of the center block.
- 4.** Sew (6) 4 $\frac{1}{2}$ " Fabric B squares and (6) 4 $\frac{1}{2}$ " Fabric E squares together, alternating them, to make (1) strip. Repeat to make a second strip, starting with the Fabric E square. Sew (1) strip to each side of the center block.
- 5.** Sew (4) 4 $\frac{1}{2}$ " Fabric E squares and (4) 4 $\frac{1}{2}$ " Fabric B squares together, alternating them, to make (1) strip. Repeat to make a second strip, starting with the Fabric B square. Sew the strips to the top and to the bottom of the center block to make the quilt top.
- 6.** Sew (1) 2" x 56 $\frac{1}{2}$ " Fabric D strip to each side of the quilt top. Sew (1) 2" x 35 $\frac{1}{2}$ " Fabric D strip to the top and to the bottom of the quilt top.

New Year Celebration

Finishing the Quilt

7. Layer and quilt as desired.
8. Sew the (5) 2 1/2" x WOF Fabric C strips together, end to end with 45-degree seams, to make the binding. Fold this long strip in half lengthwise with wrong sides together and press.
9. Bind as desired.



Quilt Layout

Happy New Year


FABRICS BY SUITE 1500




7860-MK



7860-ML 1 Panel



7863-MK 1/2 yd
(includes binding)



7863-ML 5/8 yd




7862-MK 5/8 yd



7862-ML



7861-MK 2 yds
(includes backing)



7861-ML 1/2 yd

About Our Fabrics

A recognized leader in the quilting industry, Andover Fabrics features designs by a wide variety of talented fabric artists. Catering to the tastes of creative and dedicated quilters, Andover has a style for every look — authentic reproductions, romantic florals, exotic Orientals, ethnic influence, whimsical, funky, playful or basic. Collections are supported with "free-to-use" patterns on their website.

*Fabrics shown are 25% of actual size.

andover

makower uk
The Henley Studio

Free Pattern Download Available

1384 Broadway New York, NY 10018
Tel. (800) 223-5678 • andoverfabrics.com